

SVTS D Series

Ruggedized Slip Rings

Contents

Model	Out \varnothing	Page
SVTS D 01	75mm (2.95 inch)	60
SVTS D 02	87mm (3.43 inch)	61

RUGGEDIZED

SVTS D Series

Ruggedized Slip Rings




Robust



IP 65



Power, signals & fieldbus



The robust D Series Slip Rings have a stainless steel/aluminium housing and cable fittings on the slip ring inlet and outlet.

Particularly suitable for harsh environments where environmental conditions require sturdy objects and suitable materials for the food & beverage industry.

The use of fibre brush and gold-gold technology in the D series rotary joints, ensures a long life and high-quality signal transmission.

Benefits

Robust mechanical construction

Transmission of electric power/signals and fieldbuses in one unit

Water resistant IP65 (standard)

Many sizes

Many customisations

Combinable with fluidic rotary joints and FORJ

Main applications

Fillin & labelling machines

Capping machines

Converting machines

Automatic machines

Hose reels

Machine tools

Medical systems

Packaging


Printing machines











Process control

Robots

Rotary tables

Product code (go to page 9 for the detailed coding system)

SVTS D   -  -  -   /   -     /     -   -  

-  Series
-  Model
-  IP grade¹
-  Flange type
-  Power circuits
-  Signal circuits
-  Cable length (brush side)
-  Cable length (ring side)
-  Temperature range²
-  Special options

¹ Only IP65 [U]

² Standard [ST]; Extended [ET]

Features

Current	2A: AWG26 5A: AWG22 15A: AWG14
Voltage	
Power	600 VAC / 600 VDC
Signals	240 VAC / 240 VDC
Cables	Tin plated (power circuits); silver plated (signal circuits) PTFE insulated / colour coded
Cables length	Standard: 500mm; custom cable length increase possible as multiples of 500mm
Dielectric strength	
Power	1500 VAC @ 60Hz @ 60 sec
Signals	500 VAC @ 60Hz @ 60 sec
Insulation resistance	
Power	> 1000 MΩ / 500 VDC
Signals	> 500 MΩ / 500 VDC
Dynamic contact resistance	< 10 mΩ
Nominal speed	up to 500 rpm (others on request)
Bearings	Steel
Housing	Stainless steel
Temperature	-20°C / +80°C (-40°C as option)
Protection	IP65
Expected lifetime	10 ⁸ revolutions (depending on speed, environmental conditions and size)

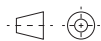
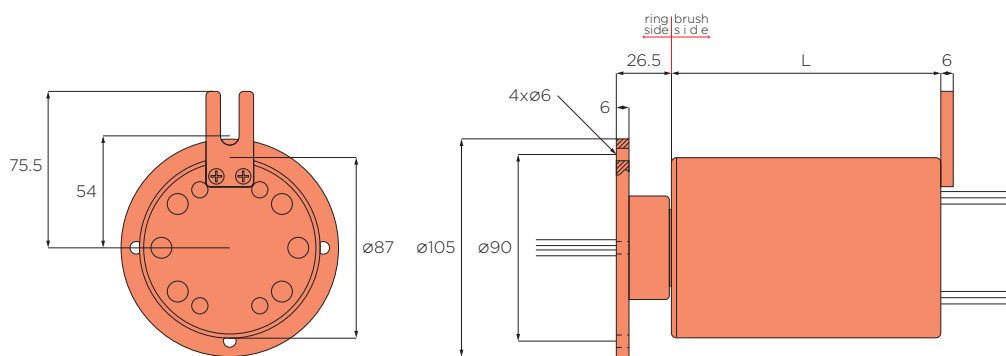
Combinations

Electric	Fieldbus	Fluidic (combined solutions)
Signals	EtherCAT	Air
Power	Profinet	Oil
	Sercos	Gas
	Powerlink	Water
	Ethernet	
	Canbus	

Customizations

Cables	Mechanical design	Flange
Materials	Treatments	Cable exits

SVTS D 02



Custom cable length increase possible as multiples of 500mm

Model	Number of circuits			L	Color code p. 82
	Total	Power 15A	Signals 2A		
SVTS D 02-U-A-06/00	6	6	-	59	CC 7
SVTS D 02-U-A-00/12	12	-	12	59	CC 7
SVTS D 02-U-A-12/00	12	12	-	83	CC 7
SVTS D 02-U-A-06/12	18	6	12	83	CC 7
SVTS D 02-U-A-00/24	24	-	24	83	CC 7
SVTS D 02-U-A-18/00	18	18	-	106	CC 7
SVTS D 02-U-A-12/12	24	12	12	106	CC 7
SVTS D 02-U-A-06/24	30	6	24	106	CC 7
SVTS D 02-U-A-00/36	36	-	36	106	CC 7
SVTS D 02-U-A-24/00	24	24	-	130	CC 7
SVTS D 02-U-A-18/12	30	18	12	130	CC 7
SVTS D 02-U-A-12/24	36	12	24	130	CC 7
SVTS D 02-U-A-06/36	42	6	36	130	CC 7
SVTS D 02-U-A-00/48	48	-	48	130	CC 7
SVTS D 02-U-A-30/00	30	30	-	154	CC 7
SVTS D 02-U-A-24/12	36	24	12	154	CC 7
SVTS D 02-U-A-18/24	42	18	24	154	CC 7
SVTS D 02-U-A-12/36	48	12	36	154	CC 7
SVTS D 02-U-A-06/48	54	6	48	154	CC 7
SVTS D 02-U-A-00/60	60	-	60	154	CC 7
SVTS D 02-U-A-36/00	36	36	-	178	CC 7
SVTS D 02-U-A-30/12	42	30	12	178	CC 7
SVTS D 02-U-A-24/24	48	24	24	178	CC 7
SVTS D 02-U-A-18/36	54	18	36	178	CC 7
SVTS D 02-U-A-12/48	60	12	48	178	CC 7
SVTS D 02-U-A-06/60	66	6	60	178	CC 7
SVTS D 02-U-A-00/72	72	-	72	178	CC 7
SVTS D 02-U-A-42/00	42	42	-	202	CC 7
SVTS D 02-U-A-36/12	48	36	12	202	CC 7
SVTS D 02-U-A-30/24	54	30	24	202	CC 7
SVTS D 02-U-A-24/36	60	24	36	202	CC 7
SVTS D 02-U-A-18/48	66	18	48	202	CC 7
SVTS D 02-U-A-12/60	72	12	60	202	CC 7
SVTS D 02-U-A-06/72	78	6	72	202	CC 7
SVTS D 02-U-A-00/84	84	-	84	202	CC 7
SVTS D 02-U-A-48/00	48	48	-	237	CC 7
SVTS D 02-U-A-42/12	54	42	12	237	CC 7
SVTS D 02-U-A-36/24	60	36	24	237	CC 7
SVTS D 02-U-A-30/36	66	30	36	237	CC 7
SVTS D 02-U-A-24/48	72	24	48	237	CC 7
SVTS D 02-U-A-18/60	78	18	60	237	CC 7
SVTS D 02-U-A-12/72	84	12	72	237	CC 7
SVTS D 02-U-A-06/84	90	6	84	237	CC 7
SVTS D 02-U-A-00/96	96	-	96	237	CC 7

All dimensions in millimeters, unless otherwise specified